

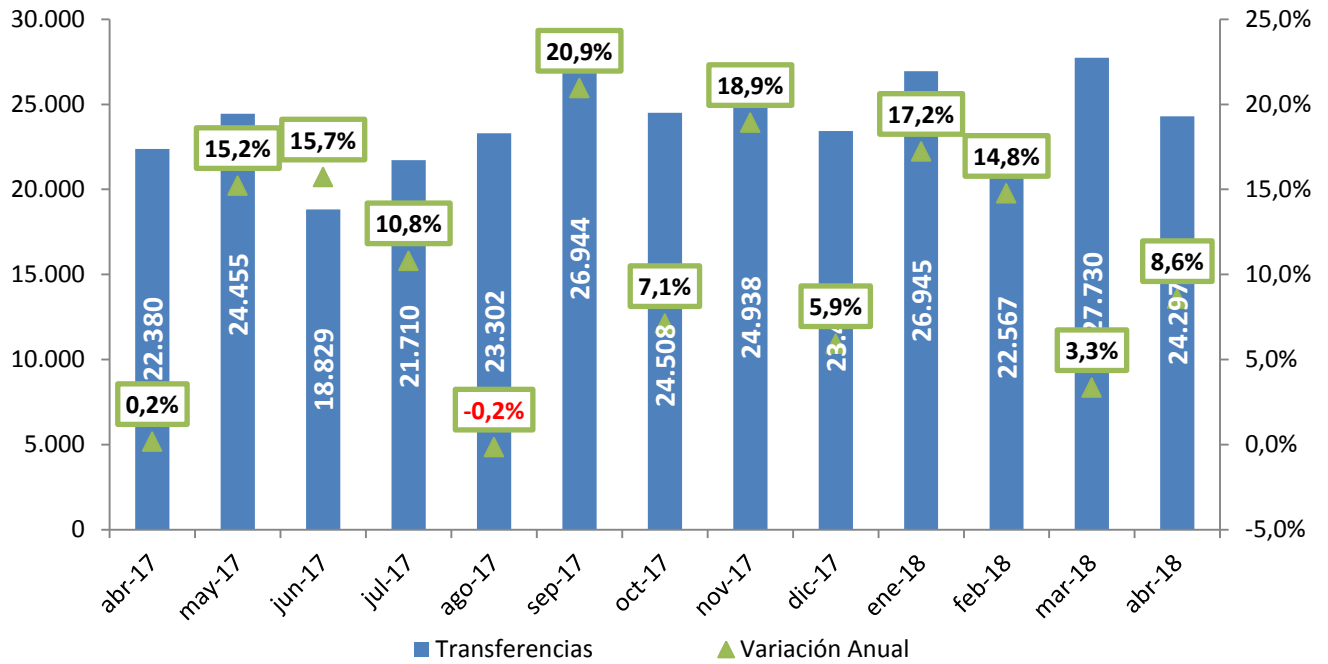


Informe de Mercado de Usados

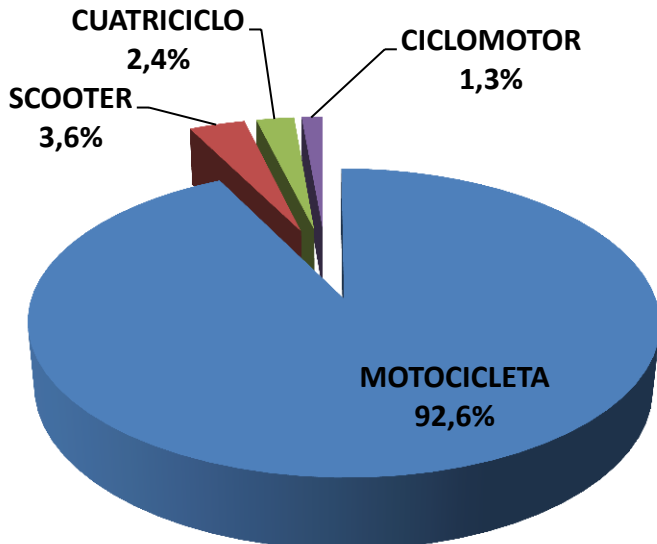
Abril 2018

Motovehículos

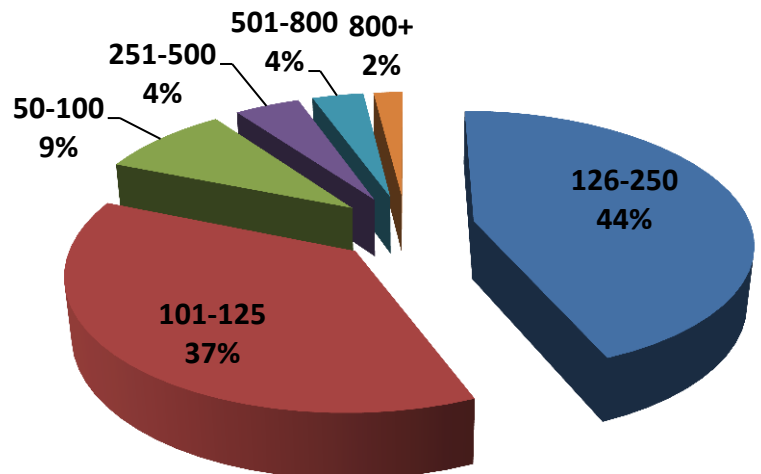
Evolución Mensual de Transferencias de motovehículos



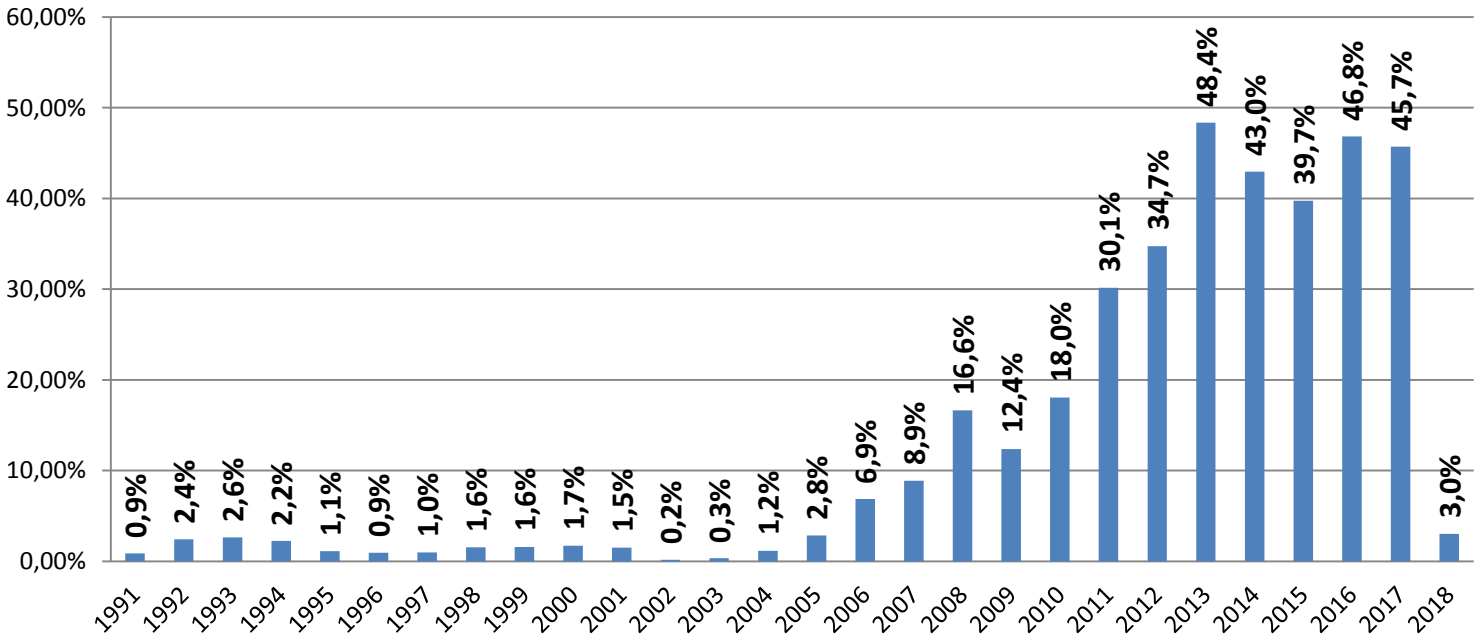
Transferencias por tipo 4M 2018



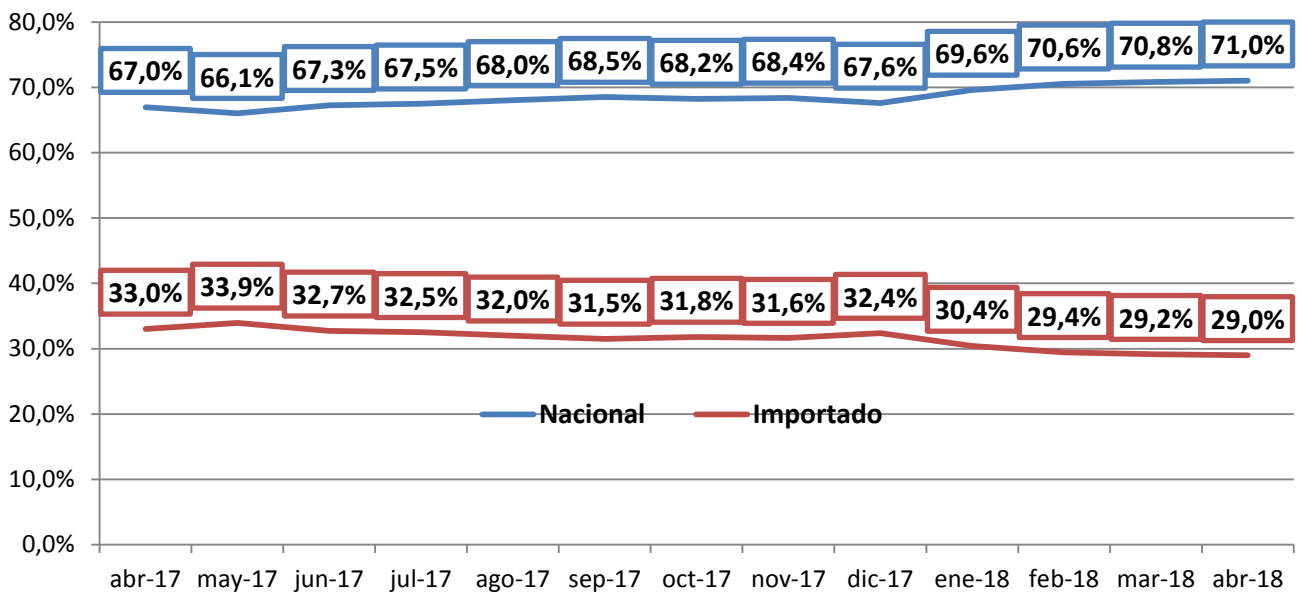
Transferencias por cilindrada 4M 2018



Evolución de transferencias por año modelo 4M 2018



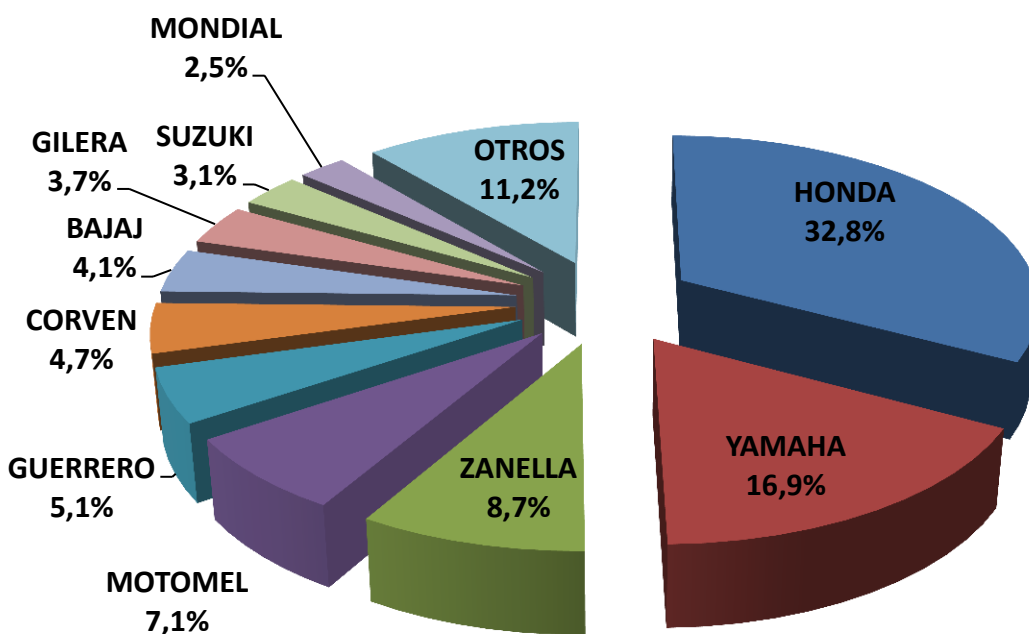
Evolución de transferencias por origen



Transferencias por Marca

Marca	2018	Part %	2017	Var. 18/17
HONDA	33.048	32,55%	28.896	14,37%
YAMAHA	17.094	16,83%	15.072	13,42%
ZANELLA	8.795	8,66%	7.957	10,53%
MOTOMEL	7.517	7,40%	7.576	-0,78%
GUERRERO	5.364	5,28%	5.222	2,72%
CORVEN	4.842	4,77%	4.108	17,87%
BAJAJ	4.147	4,08%	2.849	45,56%
GILERA	3.801	3,74%	3.779	0,58%
SUZUKI	3.090	3,04%	2.852	8,35%
MONDIAL	2.436	2,40%	2.541	-4,13%
KAWASAKI	1.543	1,52%	1.571	-1,78%
BRAVA	1.479	1,46%	1.516	-2,44%
BMW	945	0,93%	905	4,42%
BETA	891	0,88%	819	8,79%
APPIA	888	0,87%	1.057	-15,99%
KELLER	695	0,68%	577	20,45%
KTM	649	0,64%	527	23,15%
KYMCO	463	0,46%	508	-8,86%
CERRO	442	0,44%	492	-10,16%
BENELLI	303	0,30%	22	1277,27%
TOTAL	101.539		91.869	10,53%

Acumulado 2018



Transferencias por Provincia

PROVINCIA	2018	Part %	2017	Var. 18/17
BUENOS AIRES	38.998	38,41%	34.815	12,01%
CORDOBA	15.187	14,96%	13.654	11,23%
SANTA FE	13.146	12,95%	12.296	6,91%
CAPITAL FEDERAL	5.395	5,31%	4.907	9,94%
ENTRE RIOS	5.390	5,31%	4.912	9,73%
MENDOZA	4.102	4,04%	3.839	6,85%
MISIONES	2.103	2,07%	2.039	3,14%
CHACO	2.245	2,21%	2.042	9,94%
CORRIENTES	2.025	1,99%	1.819	11,32%
TUCUMAN	1.869	1,84%	1.792	4,30%
SAN LUIS	1.495	1,47%	1.140	31,14%
LA PAMPA	1.586	1,56%	1.395	13,69%
NEUQUEN	1.164	1,15%	1.043	11,60%
RIO NEGRO	1.174	1,16%	945	24,23%
SANTIAGO DEL ESTERO	1.243	1,22%	1.000	24,30%
SALTA	832	0,82%	816	1,96%
SAN JUAN	914	0,90%	904	1,11%
LA RIOJA	514	0,51%	503	2,19%
FORMOSA	479	0,47%	519	-7,71%
CHUBUT	503	0,50%	427	17,80%
JUJUY	430	0,42%	365	17,81%
CATAMARCA	367	0,36%	370	-0,81%
SANTA CRUZ	201	0,20%	168	19,64%
TIERRA DEL FUEGO	177	0,17%	159	11,32%
TOTAL	101.539		91.869	10,53%

Transferencias por Modelo

Modelo	2018	Part %	2017	Var. 18/17
HONDA XR 250	4.309	4,24%	3.352	28,55%
HONDA CG 150 TITAN	3.267	3,22%	2.345	39,32%
YAMAHA FZ 16	2.894	2,85%	2.954	-2,03%
HONDA CBX 250	2.414	2,38%	2.225	8,49%
GUERRERO G110 TRIP	2.390	2,35%	2.215	7,90%
YAMAHA YBR 125	2.372	2,34%	2.606	-8,98%
HONDA NF 100 WAVE	2.343	2,31%	2.509	-6,62%
HONDA CG 150 ESD TITAN	2.340	2,30%	2.457	-4,76%
BAJAJ ROUSER 200	2.201	2,17%	1.410	56,10%
YAMAHA YBR 125 ED	2.135	2,10%	2.091	2,10%
HONDA XR 125 L	2.000	1,97%	2.021	-1,04%
GILERA SMASH 110	1.992	1,96%	1.116	78,49%
YAMAHA XTZ 125 E	1.615	1,59%	1.239	30,35%
MOTOMEL B110	1.604	1,58%	1.524	5,25%
HONDA XR 150 L	1.593	1,57%	776	105,28%
CORVEN ENERGY 110	1.552	1,53%	1311	18,38%
ZANELLA RX 150	1.182	1,16%	992	19,15%
SUZUKI AX 100	1.150	1,13%	1.095	5,02%
ZANELLA ZB 110	1.055	1,04%	1.050	0,48%
MOTOMEL CX 150	1.041	1,03%	955	9,01%